

100% MADE IN U.S.A.!

another wiring product by...



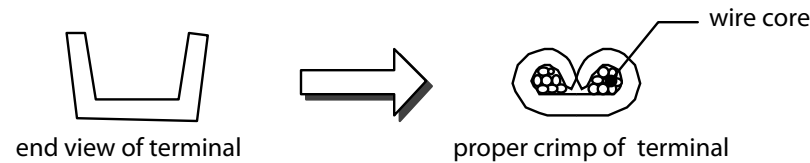
**American
Autowire**

We Make Wiring Easy!!

150 Heller Pl #17 W Bellmawr, NJ 08031 856-933-0801

INSTALLATION INSTRUCTIONS

This wiring kit is designed for ease of installation. Please read the guidelines below, BEFORE STARTING your installation, to guarantee a successful job! Use an appropriate crimping tool which folds the crimp "wings" on the terminals as shown below. ALL TERMINALS THAT YOU INSTALL SHOULD BE PROPERLY SOLDERED. Our factory terminations are install by GM approved five ton presses, and soldering is not necessary on these terminations.



STEP 1: DISCONNECT YOUR BATTERY:

Disconnect the battery before installing the wiring kit to prevent any accidental shorting caused by loose bare wire ends.

STEP 2: START INSTALLING KIT:

This kit is broken down into individual steps that are identified by a letter printed on the instruction sheets visible through each bag. These letters are the order of operation for installing your kit. Start with the bag letter "G", then "H", etc. The order of installation is shown below.

G	500433	Dash Harness Kit
H	500436	Gauge Cluster Kit
J	500418	Engine Kit
L	500432	Front Light Kit
M	500417	Rear Body Kit

STEP 3: RECONNECT YOUR BATTERY:

When you have completed the installation and are ready to reconnect the battery, make sure that the following electrical system grounds are in place:

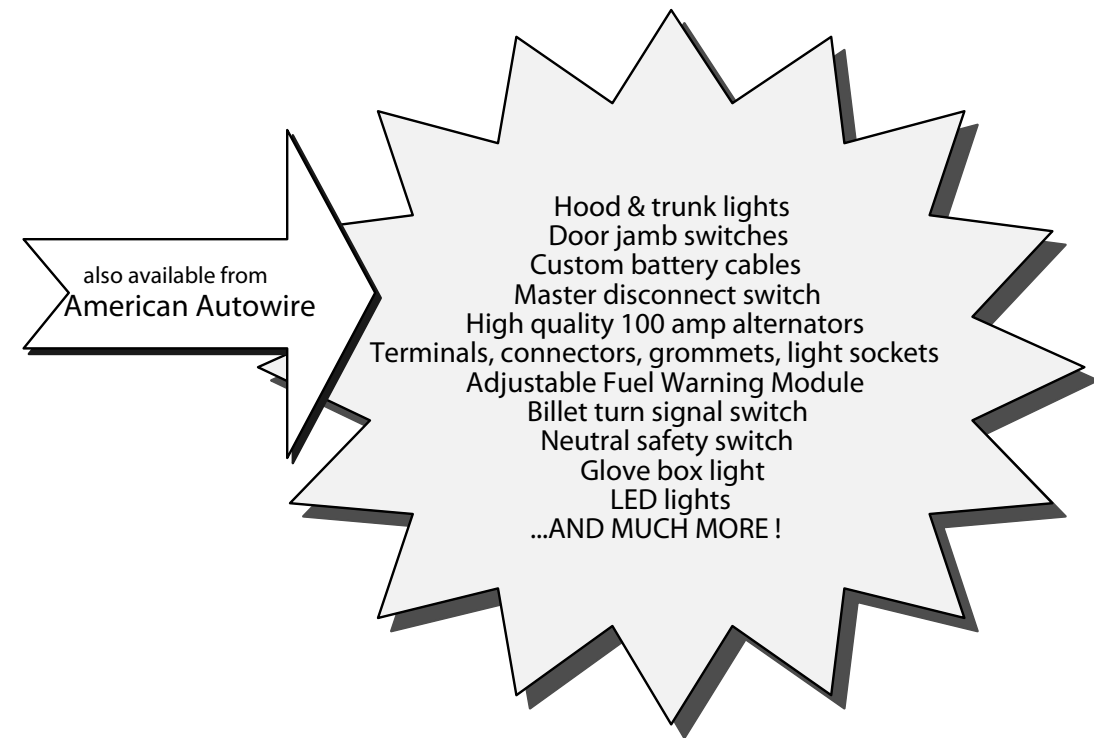
- A. Battery is grounded to the ENGINE BLOCK.
- B. Battery is grounded to the frame.
- C. Engine block is grounded to the frame.
- D. Body is grounded to the frame.

STEP 4: CHECK ALL ELECTRICAL FUNCTIONS:

Any non-functioning items should be checked for proper installation. Any problems with your wiring and electrical circuit functions should be addressed to American Autowire Systems, Inc. as soon as possible to avoid any warranty problems.

If you have any questions concerning this or any of our products, please feel free to call us at 1-800-482-WIRE.

"AMERICAN AUTOWIRE MAKES IT EASY!!"



OPTIONAL ACCESSORY KITS

Brake Switch	p/n 500097	Button type, 2 blade contact to operate brake lights
Brake Switch control	p/n 500145	Button type, 4 blade contact to operate brake lights and cruise
Electric cooling fan relay kit	p/n 500479	Kit with relay and wiring.
Neutral Safety switch (GM)	p/n 500104	GM TH400, TH350, 700R4.
Universal Relay Kit	p/n 500142	Use for any heavy duty application requiring a relay.
Glove Box Kit	p/n 18000	Complete assembly with plunger switch.
Headlight Extension	p/n CE57001	Complete OEM style headlight wiring with correct molded grommet for fender feed through.

Also...since we are also the leading manufacturer of original style wiring harnesses, we have all of the original connectors and terminals available for your 1957 Chevy!!!

THIS KIT DOES NOT SUPPORT STOCK (ORIGINAL) GENERATORS. THE DESIGN OF THE KIT IS DESIGNED TO SUPPLY MORE POWER THAN THE GENERATOR IS ABLE TO SUPPLY.

another wiring product by...



**American
Autowire**

We Make Wiring Easy!!

150 Heller Pl #17 W Bellmawr, NJ 08031 856-933-0801

PART # **500435**

DESCRIPTION: FULL VEHICLE
WIRING KIT
1957

92965107 instruction sheet Rev 3.0 11/9/2005

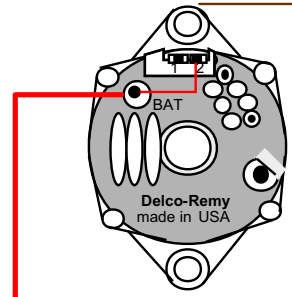

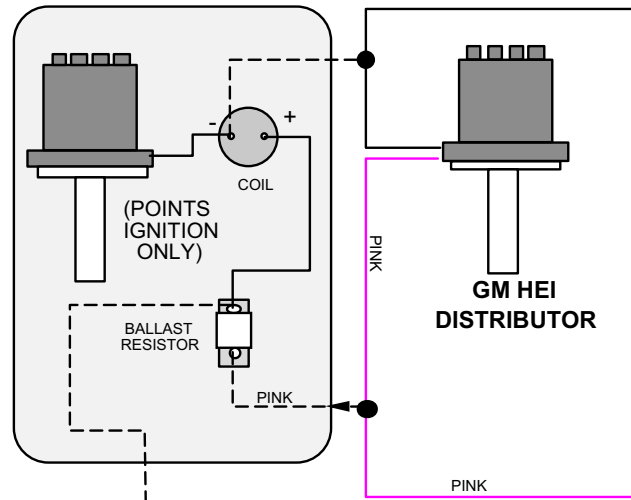
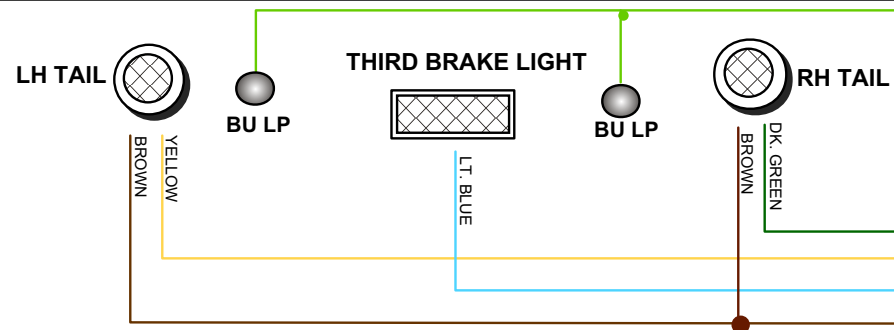
another wiring product by...



American Autowire

We Make Wiring Easy!!

150 Heller Pl #17 W Bellmawr, NJ 08031 856-933-0801



YELLOW (OPTIONAL POINTS WIRING)
SEE INSTRUCTIONS FOR OPTIONAL CONNECTION

- LT GREEN
- DK. GREEN
- YELLOW
- LT. BLUE
- BROWN
- TAN

REAR BODY

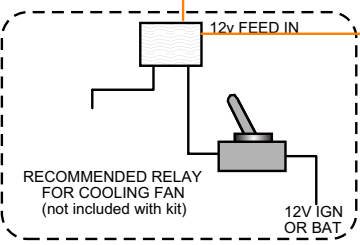
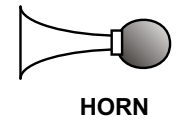
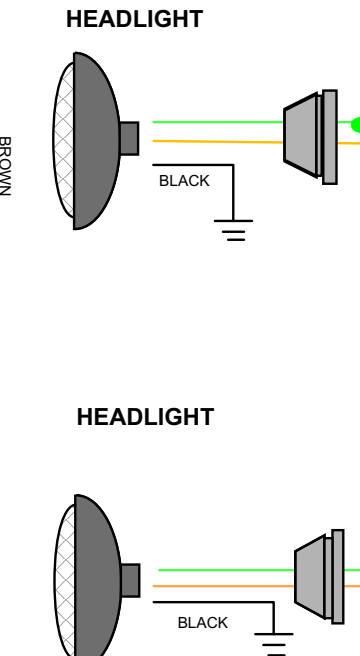
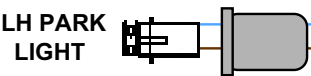
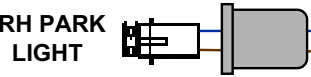
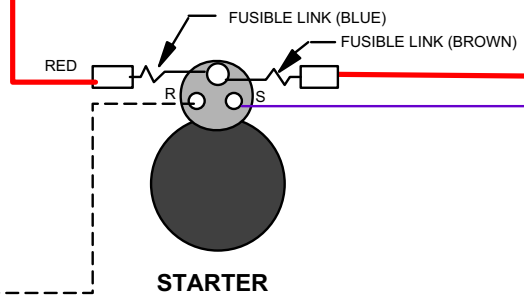
- DK. BLUE
- DK. GREEN
- PINK
- ORANGE
- BROWN
- WHITE

ENGINE

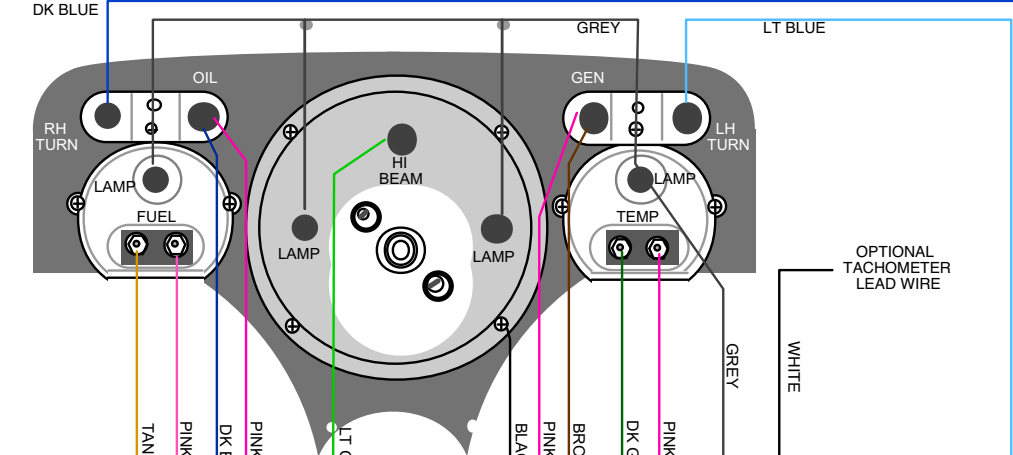
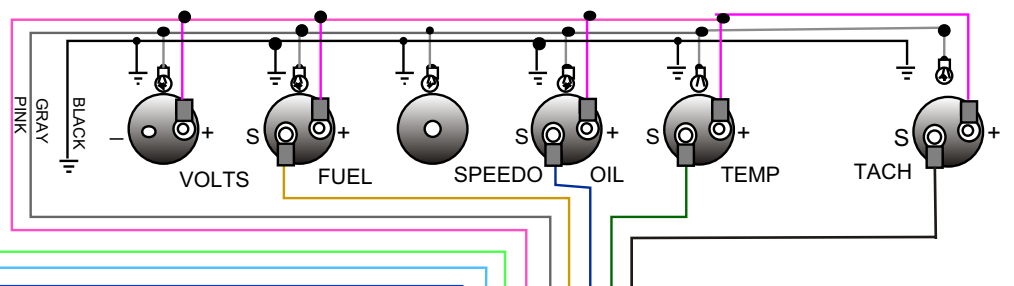
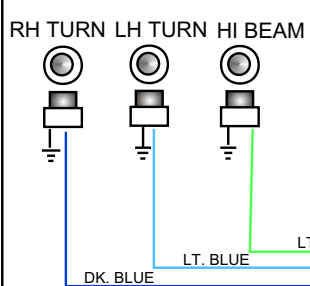
- DK BLUE
- LT BLUE
- LT GREEN
- DK GREEN
- ORANGE
- TAN
- BROWN

FRONT LIGHT

STARTER



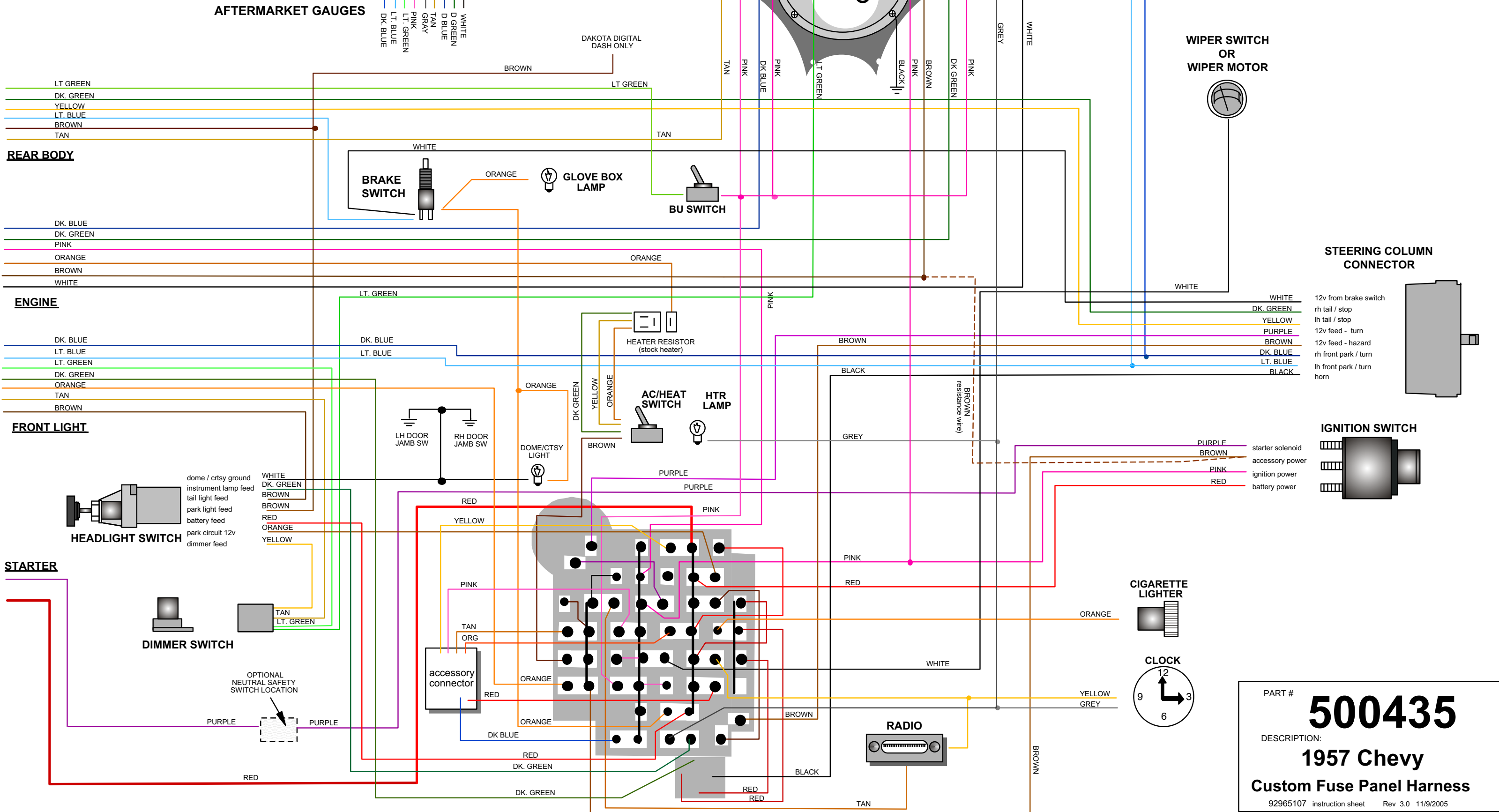
PART # **500435**
 DESCRIPTION: **FULL VEHICLE WIRING KIT 1957**
 92965107 instruction sheet Rev 3.0 11/9/2005



another wiring product by...

American Autowire
We Make Wiring Easy!!

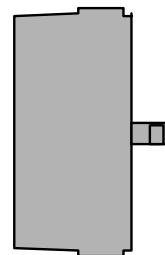
150 Heller Pl #17 W Bellmawr, NJ 08031 856-933-0801



WIPER SWITCH OR WIPER MOTOR

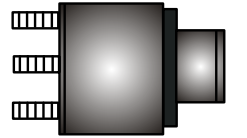


STEERING COLUMN CONNECTOR




- WHITE 12v from brake switch
- DK. GREEN rh tail / stop
- YELLOW lh tail / stop
- PURPLE 12v feed - turn
- BROWN 12v feed - hazard
- DK. BLUE rh front park / turn
- LT. BLUE lh front park / turn
- BLACK horn

IGNITION SWITCH




- PURPLE starter solenoid
- BROWN accessory power
- PINK ignition power
- RED battery power

CIGARETTE LIGHTER



CLOCK



PART # **500435**

DESCRIPTION:
1957 Chevy Custom Fuse Panel Harness

92965107 instruction sheet Rev 3.0 11/9/2005