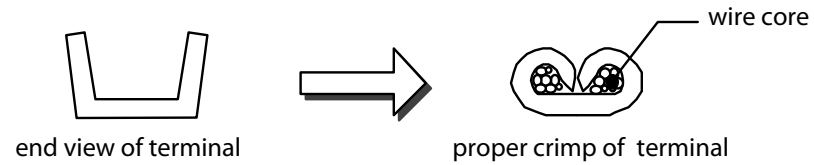


INSTALLATION INSTRUCTIONS

This system is a 12 volt system designed to work with 12 volt accessories. Any 6 volt accessories need to be converted to 12 volt before installation of the wiring. This wiring kit is designed for ease of installation. Please read the guidelines below, BEFORE STARTING your installation, to guarantee a successful job! Use an appropriate crimping tool which folds the crimp "wings" on the terminals as shown below. ALL TERMINALS THAT YOU INSTALL SHOULD BE PROPERLY SOLDERED. Our factory terminations are install by GM approved five ton presses, and soldering is not necessary on these terminations.



STEP 1: DISCONNECT YOUR BATTERY:

Disconnect the battery before installing the wiring kit to prevent any accidental shorting caused by loose bare wire ends.

STEP 2: START INSTALLING KIT:

This kit is broken down into individual steps that are identified by a letter printed on the instruction sheets visible through each bag. These letters are the order of operation for installing your kit. Start with the bag letter "G", then "H", etc. The order of installation is shown below.

G	500482	Dash Harness Kit
H	500483	Instrument Cluster Kit
J	500418	Engine Kit
K	500486	Front Light Connection Kit
L	500432	Front Light Kit
M	500484	Rear Body Kit
N	500472	Courtesy Lamp Kit

STEP 3: RECONNECT YOUR BATTERY:

When you have completed the installation and are ready to reconnect the battery, make sure that the following electrical system grounds are in place:

- A. Battery is grounded to the ENGINE BLOCK.
- B. Battery is grounded to the frame.
- C. Engine block is grounded to the frame.
- D. Body is grounded to the frame.
- E. RE-CHECK GROUNDS

STEP 4: CHECK ALL ELECTRICAL FUNCTIONS:

Any non-functioning items should be checked for proper installation. Any problems with your wiring and electrical circuit functions should be addressed to American Autowire Systems, Inc. as soon as possible to avoid any warranty problems.

If you have any questions concerning this or any of our products, please feel free to call us at 1-800-482-WIRE.

"AMERICAN AUTOWIRE MAKES IT EASY!!"

THIS KIT DOES NOT SUPPORT STOCK (ORIGINAL) GENERATORS. THE DESIGN OF THE KIT IS DESIGNED TO SUPPLY MORE POWER THAN THE GENERATOR IS ABLE TO SUPPLY.

START YOUR INSTALLATION HERE

Read this sheet first before starting your installation process

also available from American Autowire

FULL TECHNICAL SUPPORT
856-933-9301!

OPTIONAL ACCESSORY KIT

- Hood & trunk lights
- Custom battery cables
- Master disconnect switch
- High quality 100 amp alternators
- Terminals, connectors, grommets, light sockets
- Adjustable Fuel Warning Module
- Billet turn signal switch
- Neutral safety switch
- Glove box light
- LED lights
- ...AND MUCH MORE!

100% MADE IN U.S.A.!

Battery Junction Block	p/n 500155	Use for joining battery power leads, or ground leads.
Brake Switch	p/n 500098	Original Lever type
Brake Switch	p/n 500097	Button type, 2 blade contact to operate brake lights
Brake Switch	p/n 500145	Button type, 4 blade contact to operate brake lights and cruise control
Circuit Breaker	p/n 500405	30 Amp auto reset.
Electric cooling fan relay kit	p/n 500479	Kit with relay and wiring
Master Disconnect Switch	p/n 500003	Heavy duty battery disconnect.
Neutral Safety switch (GM)	p/n 500104	GM TH400, TH350, 700R4.
Universal Relay Kit	p/n 500142	Use for any heavy duty application requiring a relay.
Wiper Switch	p/n 500146	Two speed switch for wiper.

another wiring product by...



150 Heller Pl #17 W Bellmawr, NJ 08031 856-933-0801

PART # **500487**

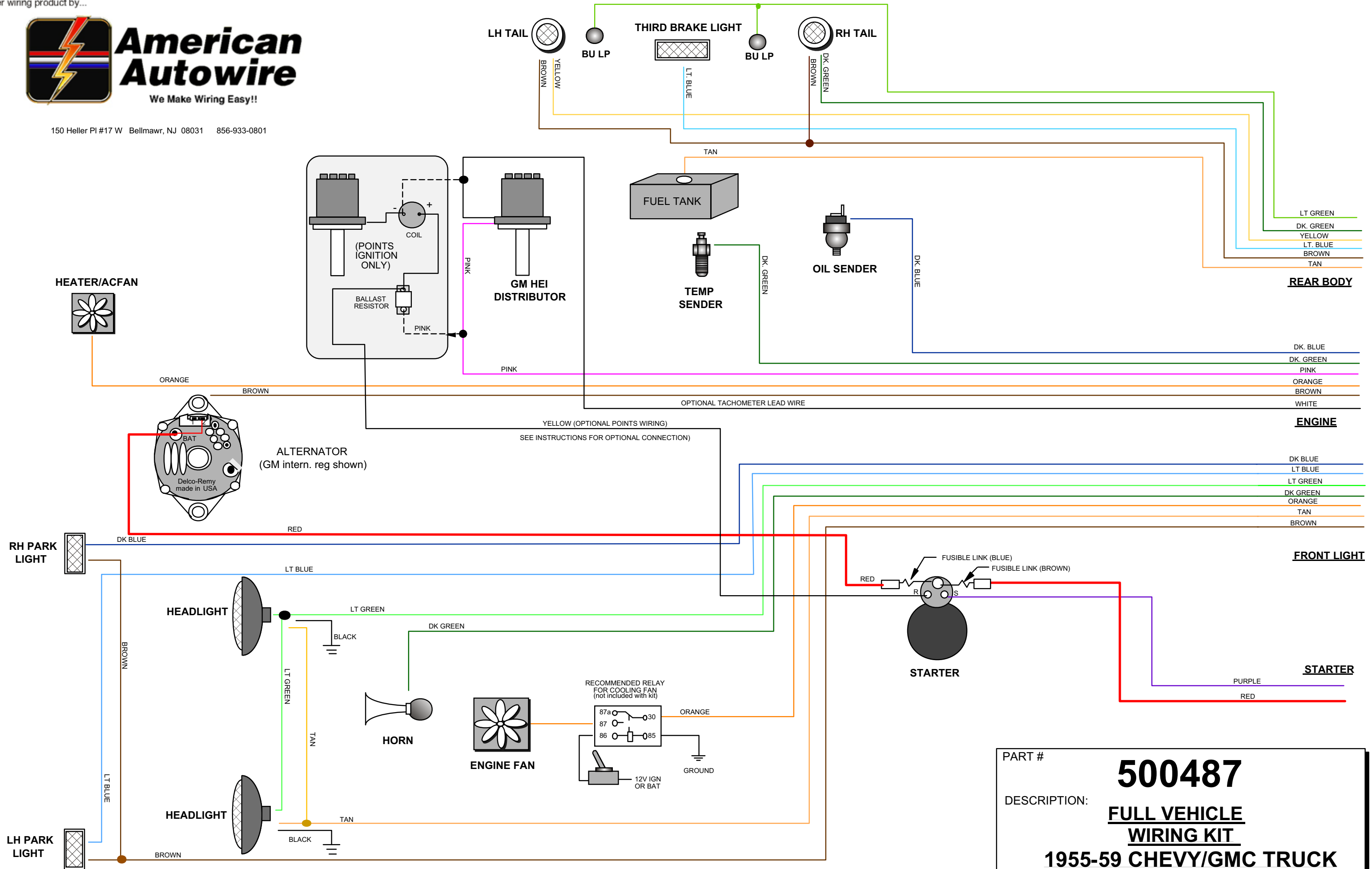
DESCRIPTION: **FULL VEHICLE WIRING KIT**

1955-59 CHEVY/GMC TRUCK

92965287 500487 Instruction Sheet Rev 1.0 6/12/2007



150 Heller Pl #17 W Bellmawr, NJ 08031 856-933-0801



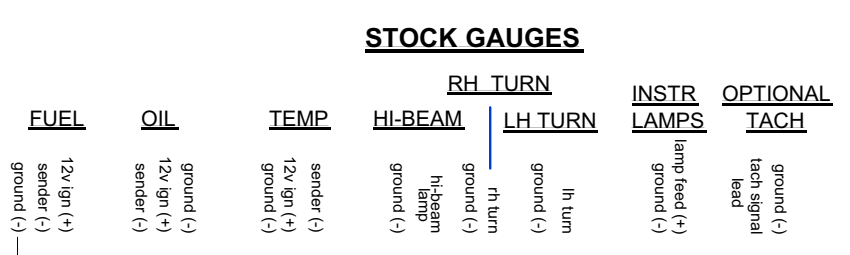
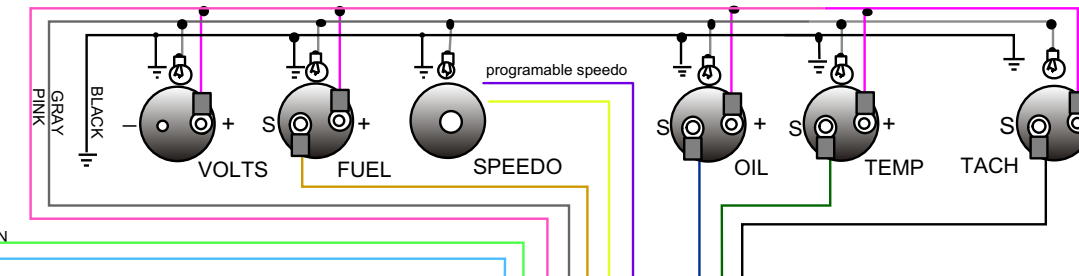
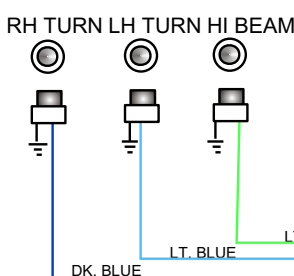
PART # **500487**
 DESCRIPTION: **FULL VEHICLE WIRING KIT**
1955-59 CHEVY/GMC TRUCK
 92965287 500487 Instruction Sheet Rev 1.0 6/12/2007



American Autowire

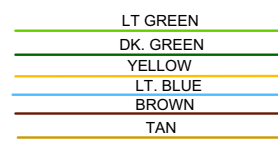
We Make Wiring Easy!!

150 Heller Pl #17 W Bellmawr, NJ 08031 856-933-0801



AFTERMARKET GAUGES

STOCK GAUGES

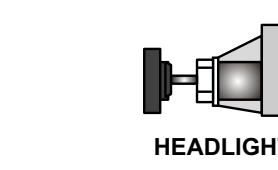


REAR BODY




ENGINE

FRONT LIGHT

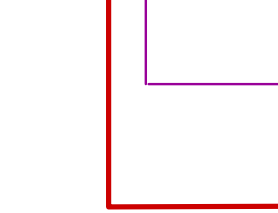


STARTER



DIMMER SWITCH

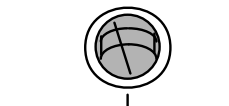
OPTIONAL NEUTRAL SAFETY SWITCH LOCATION



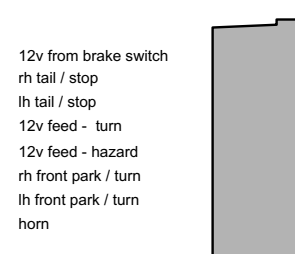
ACCESSORY CONNECTOR

RADIO (accessory connector)


WIPER SWITCH OR WIPER MOTOR



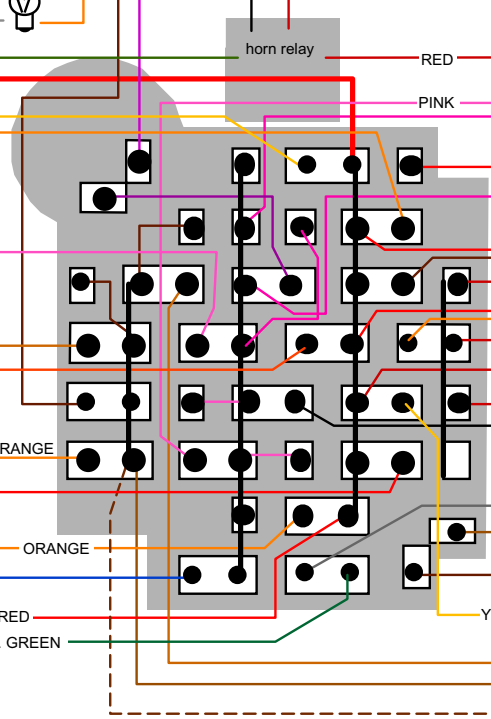
STEERING COLUMN CONNECTOR



IGNITION SWITCH



CIGARETTE LIGHTER (accessory connector)



500487
FULL VEHICLE
WIRING KIT
1955-59 CHEVY/GMC TRUCK

92965287 500487 Instruction Sheet Rev 1.0 6/12/2007