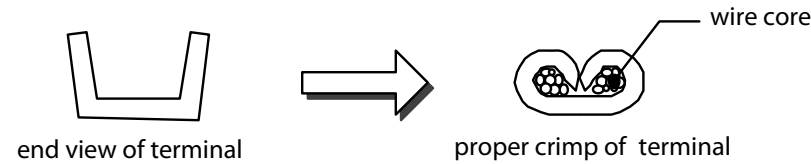


INSTALLATION INSTRUCTIONS

This system is a 12 volt system designed to work with 12 volt accessories. Any 6 volt accessories need to be converted to 12 volt before installation of the wiring. This wiring kit is designed for ease of installation. Please read the guidelines below, BEFORE STARTING your installation, to guarantee a successful job! Use an appropriate crimping tool which folds the crimp "wings" on the terminals as shown below. ALL TERMINALS THAT YOU INSTALL SHOULD BE PROPERLY SOLDERED. Our factory terminations are install by GM approved five ton presses, and soldering is not necessary on these terminations.



STEP 1: DISCONNECT YOUR BATTERY:
Disconnect the battery before installing the wiring kit to prevent any accidental shorting caused by loose bare wire ends.

STEP 2: START INSTALLING KIT:
This kit is broken down into individual steps that are identified by a letter printed on the instruction sheets visible through each bag. These letters are the order of operation for installing your kit. Start with the bag letter "G", then "H", etc. The order of installation is shown below.

G	500559	Dash Harness Kit
H	500608	Instrument Cluster Kit
J	500551	Engine Kit
L	500558	Front Light Kit
M	500561	Rear Body Kit
N	500614	Courtesy Lamp Kit
O	500613	Wiper Kit
P	500611	Heater Kit

STEP 3: RECONNECT YOUR BATTERY:
When you have completed the installation and are ready to reconnect the battery, make sure that the following electrical system grounds are in place:

- A. Battery is grounded to the ENGINE BLOCK.
- B. Battery is grounded to the frame.
- C. Engine block is grounded to the frame.
- D. Body is grounded to the frame.
- E. RE-CHECK GROUNDS

STEP 4: CHECK ALL ELECTRICAL FUNCTIONS:
Any non-functioning items should be checked for proper installation. Any problems with your wiring and electrical circuit functions should be addressed to American Autowire Systems, Inc. as soon as possible to avoid any warranty problems.

If you have any questions concerning this or any of our products, please feel free to call us at 1-800-482-WIRE.

"AMERICAN AUTOWIRE MAKES IT EASY!!"

THIS KIT DOES NOT SUPPORT STOCK (ORIGINAL) GENERATORS. THE DESIGN OF THE KIT IS DESIGNED TO SUPPLY MORE POWER THAN THE GENERATOR IS ABLE TO SUPPLY.

START YOUR INSTALLATION HERE

Read this sheet first before starting your installation process

also available from American Autowire

- Hood & trunk lights
- Custom battery cables
- Master disconnect switch
- High quality 100 amp alternators
- Terminals, connectors, grommets, light sockets
- Adjustable Fuel Warning Module
- Billet turn signal switch
- Neutral safety switch
- Glove box light
- LED lights
- ...AND MUCH MORE !

FULL TECHNICAL SUPPORT
856-933-9301!

100% MADE IN U.S.A.!

OPTIONAL ACCESSORY KITS

Universal Relay Kit	p/n 500142	Relay control of a heavy duty circuit.
Battery Junction Block	p/n 500155	Use for joining battery power leads, or ground leads.
Circuit Breaker	p/n 500405	30 Amp auto reset.
Custom Battery Cable Kit	p/n 500424	2 gauge cable for use on side mount battery.
Fan Relay Kit	p/n 500479	Kit with relay and wiring.
Grommet Kits		OEM style firewall grommet sets available.
High Quality Temp Senders		Hotronic Temperature sending units available
Master Disconnect Switch	p/n 500003	Heavy duty battery disconnect.
Neutral Safety switch (GM)	p/n 500104	GM TH400, TH350, 700R4.
Turn Signal Switch		OEM style turn signal switches available!

another wiring product by...



150 Heller Pl #17 W Bellmawr, NJ 08031 856-933-0801

PART #	500607
DESCRIPTION:	FULL VEHICLE WIRING KIT
	1960-66 CHEVY/GMC TRUCK
92965659 500607 Instruction Sheet Rev 1.0 11/11/2005	

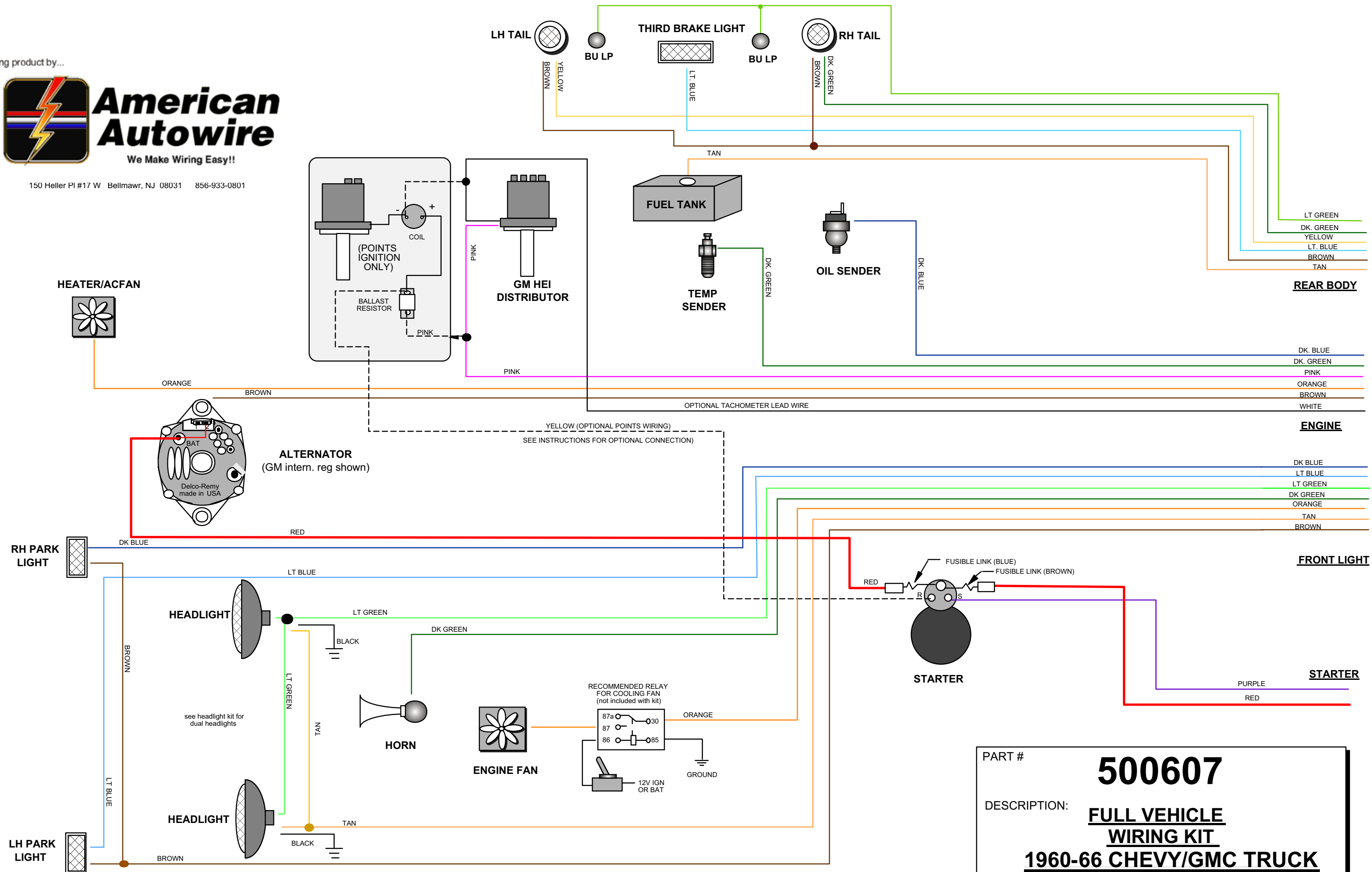
another wiring product by...



American Autowire

We Make Wiring Easy!!

150 Heller Pl #17 W Bellmawr, NJ 08031 856-933-0801



- LT GREEN
- DK. GREEN
- YELLOW
- LT. BLUE
- BROWN
- TAN
- DK. BLUE
- DK. GREEN
- PINK
- ORANGE
- BROWN
- WHITE

- DK. BLUE
- LT. BLUE
- LT. GREEN
- DK. GREEN
- ORANGE
- TAN
- BROWN

FRONT LIGHT

STARTER

- PURPLE
- RED

REAR BODY

ENGINE

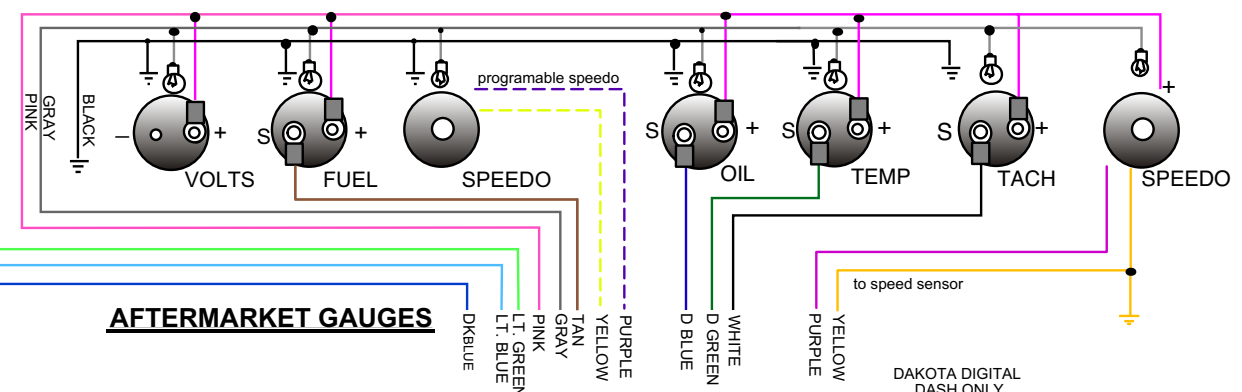
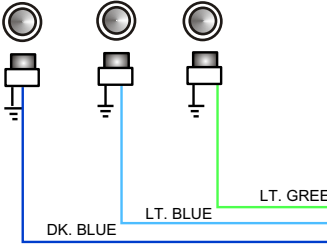
PART # **500607**

DESCRIPTION: **FULL VEHICLE WIRING KIT**

1960-66 CHEVY/GMC TRUCK

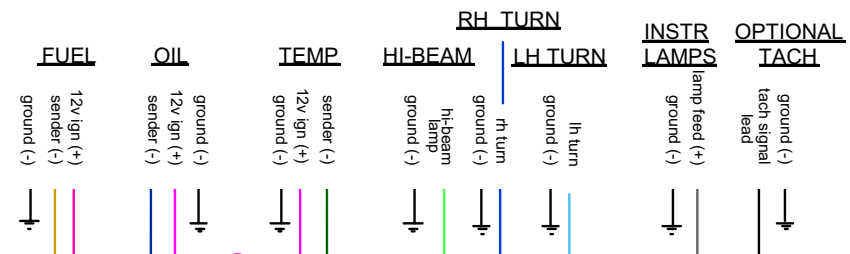
92965659 500607 Instruction Sheet Rev 1.0 11/11/2005

RH TURN LH TURN HI BEAM



AFTERMARKET GAUGES

STOCK GAUGES



another wiring product by...

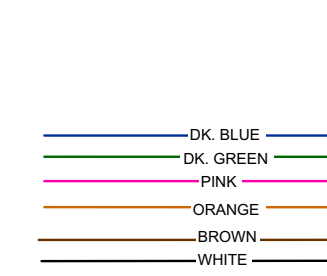


American Autowire
We Make Wiring Easy!!

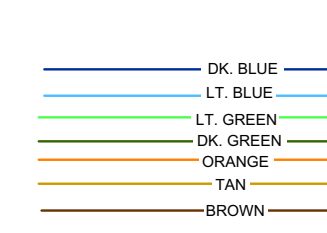
150 Heller Pl #17 W Bellmawr, NJ 08031 856-933-0801

LT GREEN
DK. GREEN
YELLOW
LT. BLUE
BROWN
TAN

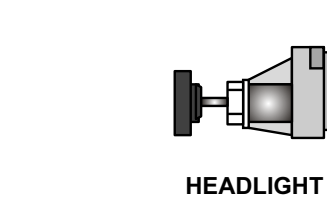
REAR BODY



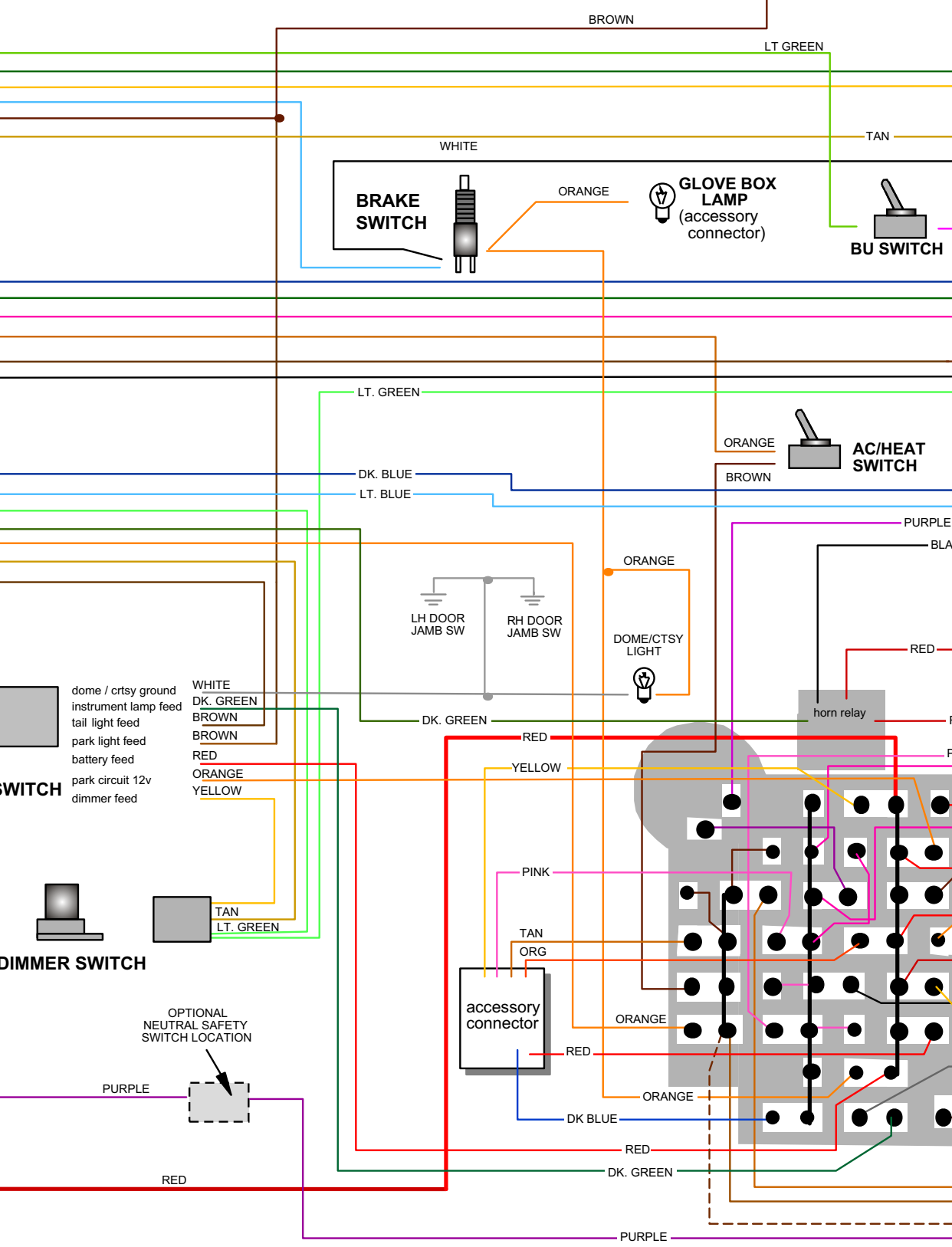

ENGINE



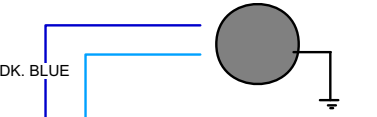
FRONT LIGHT



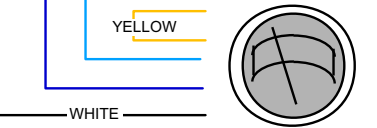
STARTER



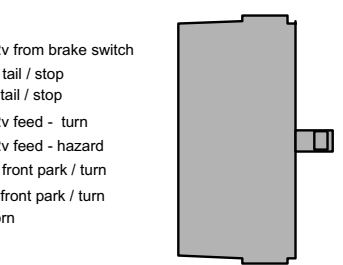
WIPER SWITCH



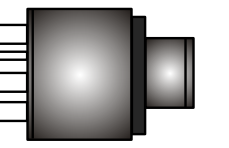
WIPER MOTOR



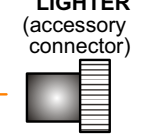
STEERING COLUMN CONNECTOR



IGNITION SWITCH



CIGARETTE LIGHTER (accessory connector)



PART # **500607**

DESCRIPTION: **FULL VEHICLE WIRING KIT**

1960-66 CHEVY/GMC TRUCK

92965659 500607 Instruction Sheet Rev 1.0 11/11/2005