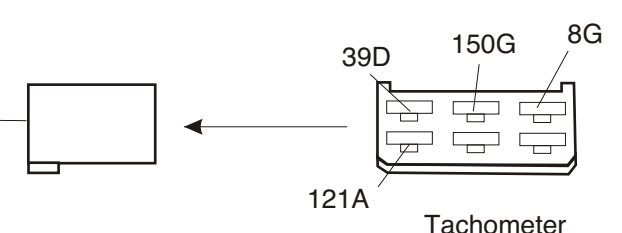
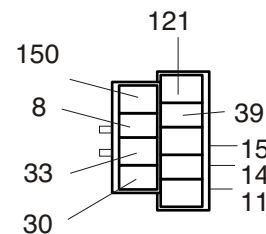
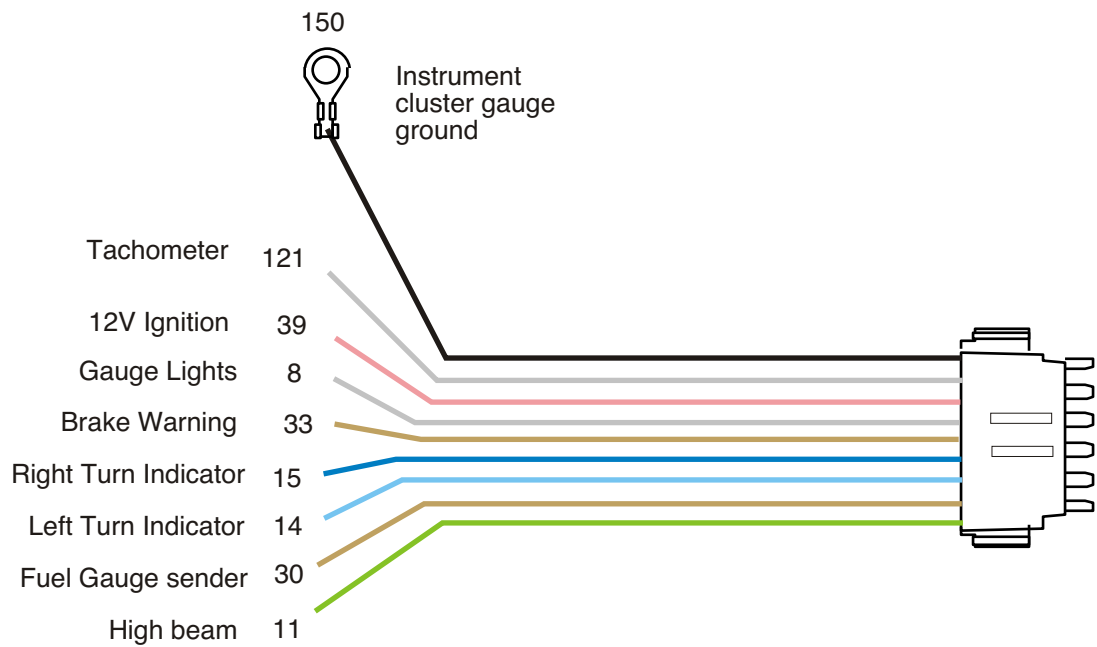
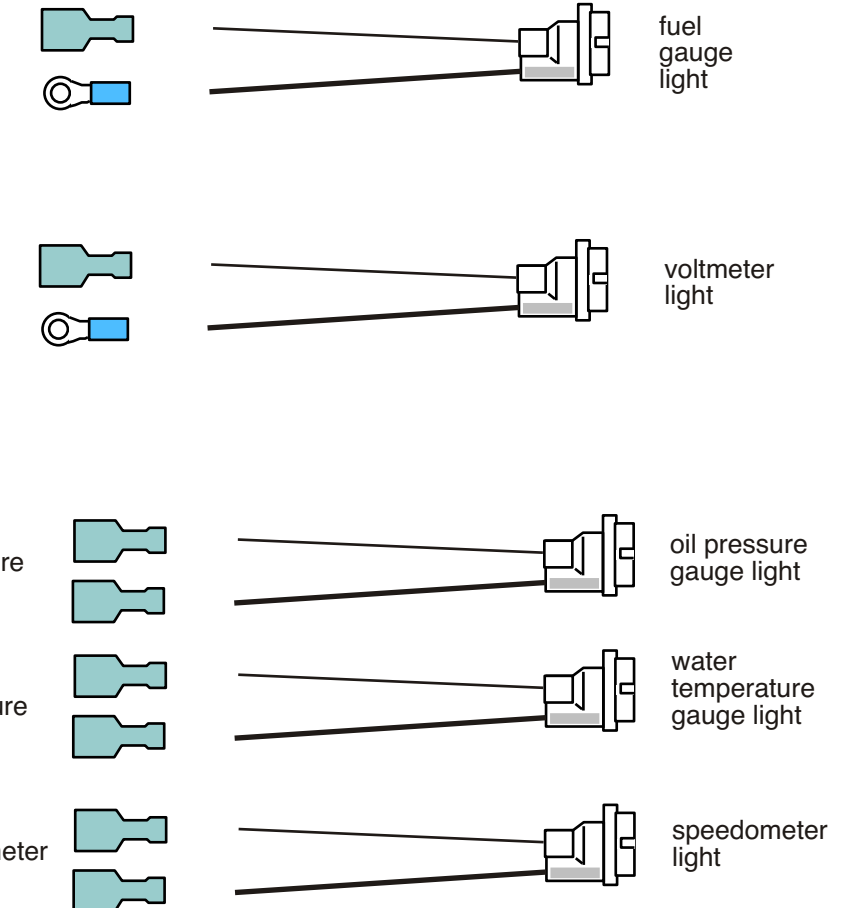
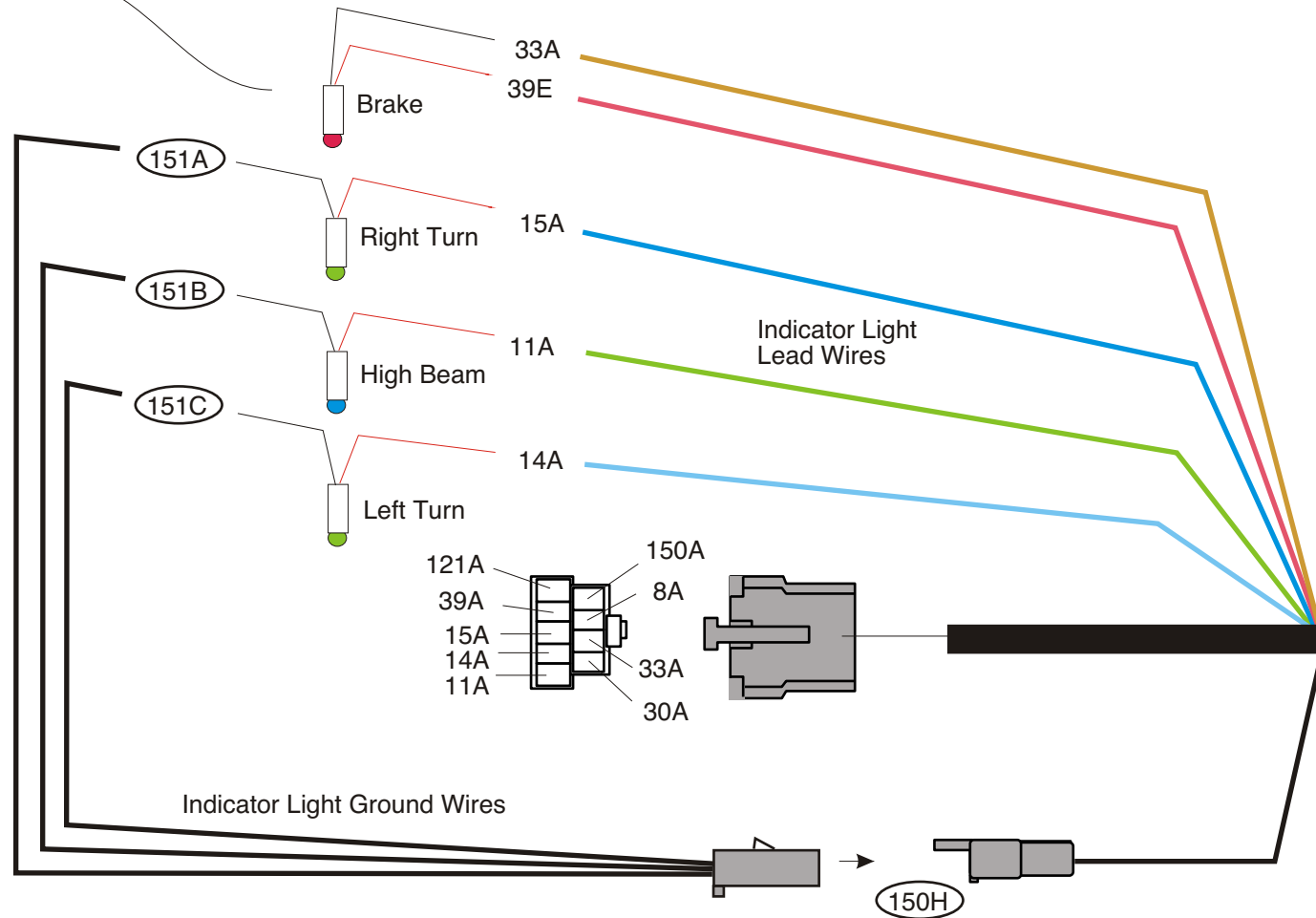


Please Read This Instruction Sheet Before Proceeding !!

Gauge light sockets are not supplied in this kit. The gauge light sockets are included with each individual gauge.

Indicator Lights



**American
Autowire**

American Autowire / Factory-Fit
800-482-9473

**Autometer
Sport Comp Gauge
Connection kit**

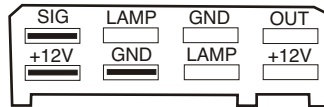
500836

92967325 instruction rev 0.0 3/5/2005

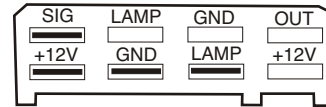
Please Read This Instruction Sheet Before Proceeding !!

AutoMeter gauges have had several changes to the terminal connections at the back of the gauge. Therefore, you will need to identify the connection type before proceeding. Depending on the connection type it may be necessary to move terminals in the plastic connector that plugs into the back of the gauges.

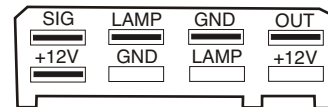
The gauges currently affected are the Tachometer and the Speedometer. Below are several types of connections viewed from the back of the gauge. Determine which type is on your gauge and match the wiring in the harness to the proper connection using the color code chart below.



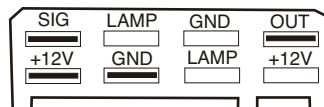
TYPE 1- TACHOMETER
(separate lamp sockets)



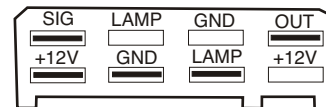
TYPE 2- TACHOMETER
(internal lamp connection)



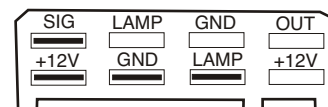
TYPE 3- TACHOMETER
(internal lamp connection)



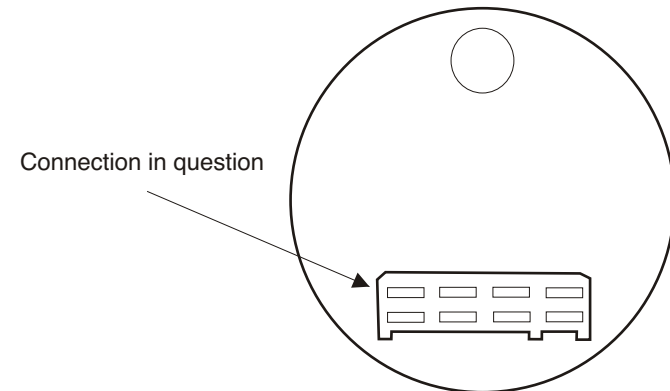
TYPE 1-SPEEDOMETER
(separate lamp sockets)



TYPE 2- SPEEDOMETER
(internal lamp connection)



TYPE 3- SPEEDOMETER
(internal lamp connection)

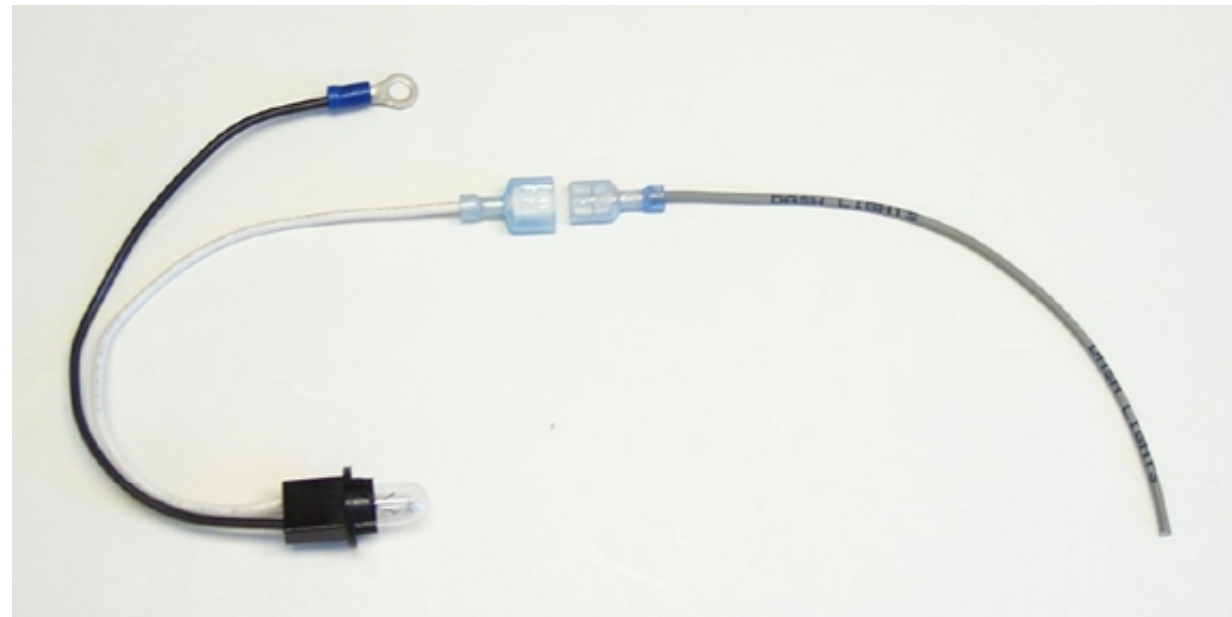


Gauge Connection
as viewed from back of gauge

LEGEND

- = Terminal is present in cavity
- = Cavity is empty, no terminal

GAUGE	ID	FUNCTION	COLOR CODE DESCRIPTION
Tachometer	SIG	Coil to Tachometer signal	White (COIL -> TACH)
Tachometer	LAMP	Gauge lamp	Gray (DASH LIGHTS)
Tachometer	GND	Gauge ground	Black (GROUND)
Tachometer	OUT	Tachometer signal out	-- Currently not used --
Tachometer	+12V	Ignition power to gauge	Pink (12V Ignition)
Speedometer	SIG	Vehicle Speed Sender to Speedometer signal	Purple
Speedometer	LAMP	Gauge lamp	Gray (DASH LIGHTS)
Speedometer	GND	Gauge ground	Black (GROUND)
Speedometer	OUT	Speedometer signal out	-- Currently not used --
Speedometer	+12V	Ignition power to gauge	Pink (12V Ignition)



Light sockets for the gauges are provided separately. This kit includes separate male and female disconnects and ring terminals that are used to connect the light sockets to the harness assembly. The picture below shows the correct way to terminate the light sockets with the enclosed terminals.



**American
Autowire**

American Autowire / Factory-Fit
800-482-9473



**Autometer
Sport Comp Gauge
Connection kit**

500836

92967325 instruction rev 0.0 3/5/2005