

# Classic Update Series

1970-73 Camaro

## START HERE !

PLEASE READ THIS BEFORE STARTING INSTALLATION !

This wiring kit is designed for ease of installation. Please read the guidelines below, BEFORE STARTING your installation, to guarantee a successful job! Use an appropriate crimping tool which folds the crimp wings on the terminals as shown below. Top quality crimping tools are available from American Autowire or American Autowire authorized dealers.

**NOTE: ALL TERMINALS THAT YOU INSTALL SHOULD BE PROPERLY SOLDERED.**

Our factory terminations are installed by GM approved termination presses, and soldering is not necessary on these terminations.



### STEP 1: DISCONNECT YOUR BATTERY:

Disconnect the battery before installing the wiring kit to prevent any accidental shorting caused by loose bare wire ends.

### STEP 2: START INSTALLING KIT:

This kit is broken down into individual steps that are identified by a letter printed on the instruction sheets visible through each bag. These letters are the order of operation for installing your kit. Start with the bag letter G, then H, etc. The order of installation is shown below.

G 510033 Dash Harness Kit  
P 510044 Instrument Cluster Kit  
J 500668 Engine Kit  
K 510043 Console Kit  
L 500671 Front Light Kit  
M 510042 Rear Body Kit  
N 500708 Courtesy Light Kit

### STEP 3: RECONNECT YOUR BATTERY:

When you have completed the installation and are ready to reconnect the battery, make sure that the following electrical system grounds are in place:

- A. Battery is grounded to the ENGINE BLOCK.
- B. Battery is grounded to the frame.
- C. Engine block is grounded to the frame.
- D. Body is grounded to the frame.

### STEP 4: CHECK ALL ELECTRICAL FUNCTIONS:

Any non-functioning items should be checked for proper installation. Any problems with your wiring and electrical circuit functions should be addressed to American Autowire Systems, Inc. as soon as possible to avoid any warranty problems.

If you have any questions concerning this or any of our products, please feel free to call us at 1-800-482-WIRE.

AMERICAN AUTOWIRE MAKES IT EASY !!  
page 1

We carry many accessories for your 1970-73 Camaro

p/n R0067108  
OEM style non-stick harness tape



p/n 01997938 (1969-76)  
OEM style turn signal switch.



p/n 01993464 (1969-71)  
OEM style wiper switch.



p/n 03943657 (1969-72)  
Muncie 4 speed back up lamp switch.



p/n 500523  
OEM large terminal and double crimping tool (20-8 gauge).




p/n 500649  
Multi-crimp tool (20-14 gauge).



p/n 38131  
Breakerless Ignition Module,  
GM V-8 POINT CONVERSION KIT



p/n 36281 (1970)  
p/n 36282 (1971)  
p/n 36283 (1972)  
Factory assembly manuals.  
(It's what they used on the assembly line to build your Camaro!)



American Autowire / Factory-Fit  
800-482-9473

## Classic Update Series

1970-73 Camaro

# 510034

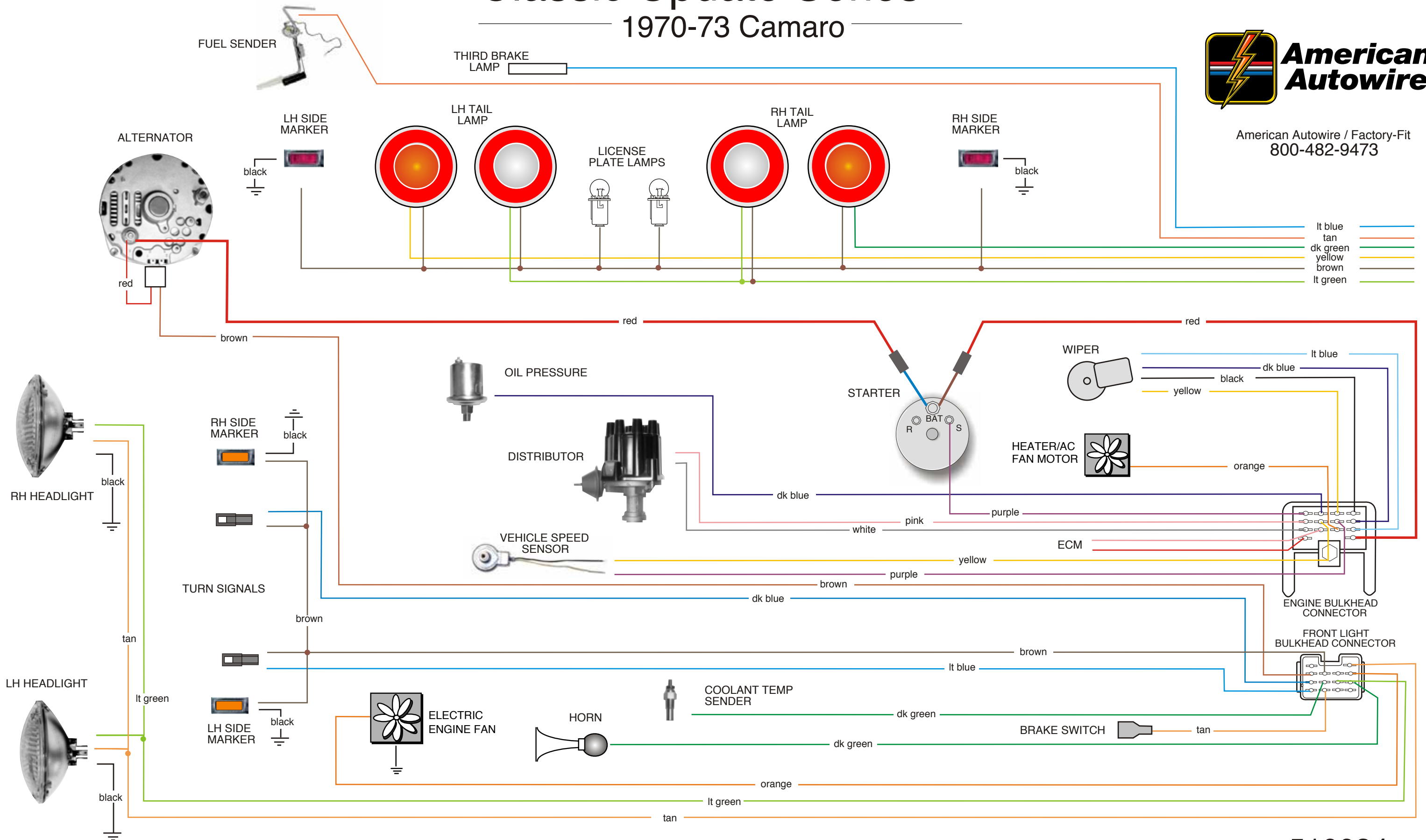
© COPYRIGHT 2004 American Autowire / Factory-Fit  
Used with express permission of  
American Autowire / Factory-Fit  
92968485 instruction sheet rev. 1.0 2/10/2012

# Classic Update Series

1970-73 Camaro



American Autowire / Factory-Fit  
800-482-9473



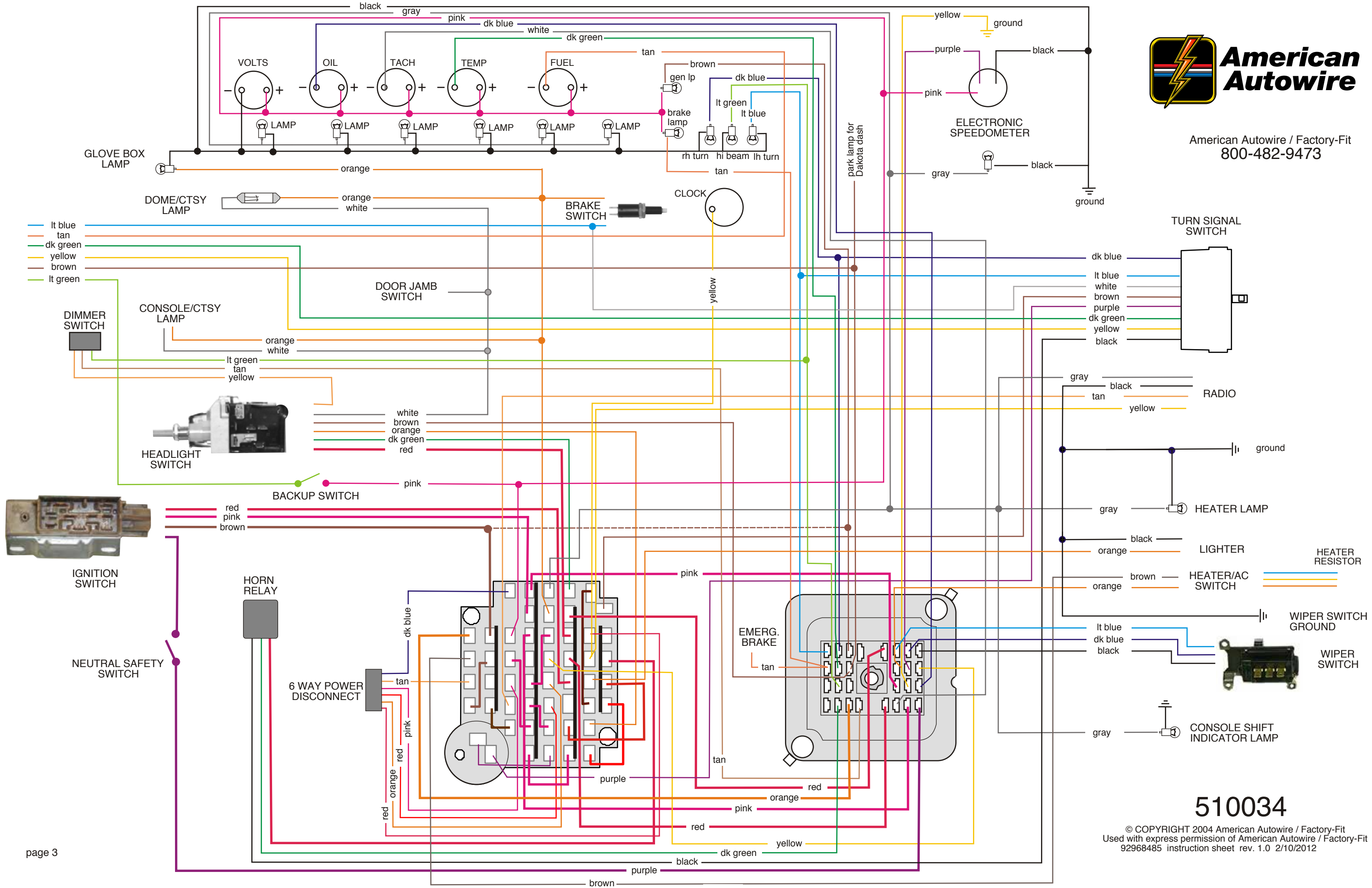
NOTICE: This schematic drawing is for reference only. Do not use the schematic to install this wiring kit! Use the instruction sheets included in each bag, which includes directions for proper terminations, and specific applications (such as Rally Sport).

510034

© COPYRIGHT 2004 American Autowire / Factory-Fit  
Used with express permission of American Autowire / Factory-Fit  
92968485 instruction sheet rev. 1.0 2/10/2012



American Autowire / Factory-Fit  
800-482-9473



- lt blue
- tan
- dk green
- yellow
- brown
- lt green

- white
- brown
- orange
- dk green
- red

- dk blue
- lt blue
- white
- brown
- purple
- dk green
- yellow
- black

- gray
- black
- tan
- yellow

- gray
- black
- orange

- orange
- brown
- orange

- lt blue
- dk blue
- black

- gray

- HEATER RESISTOR

- WIPER SWITCH GROUND
- WIPER SWITCH

510034

© COPYRIGHT 2004 American Autowire / Factory-Fit  
Used with express permission of American Autowire / Factory-Fit  
92968485 instruction sheet rev. 1.0 2/10/2012

THIS PAGE HAS BEEN INTENTIONALLY LEFT BLANK

