

# Classic Update Series

1962 - 1967 Nova

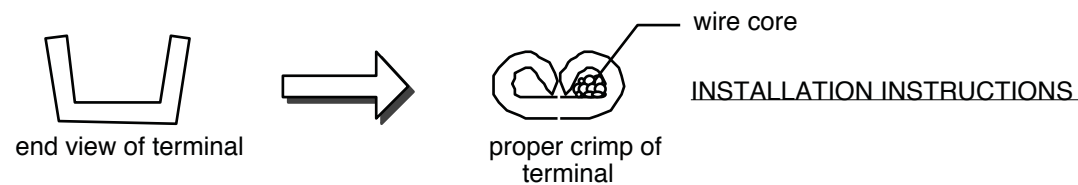
## START HERE !

PLEASE READ THIS BEFORE STARTING INSTALLATION !

This wiring kit is designed for ease of installation. Please read the guidelines below, BEFORE STARTING your installation, to guarantee a successful job! Use an appropriate crimping tool which folds the crimp wings on the terminals as shown below. Top quality crimping tools are available from American Autowire or American Autowire authorized dealers.

**NOTE: ALL TERMINALS THAT YOU INSTALL SHOULD BE PROPERLY SOLDERED.**

Our factory terminations are installed by GM approved termination presses, and soldering is not necessary on these terminations.



### STEP 1: DISCONNECT YOUR BATTERY:

Disconnect the battery before installing the wiring kit to prevent any accidental shorting caused by loose bare wire ends.

### STEP 2: START INSTALLING KIT:

This kit is broken down into individual steps that are identified by a letter printed on the instruction sheets visible through each bag. These letters are the order of operation for installing your kit. Start with the bag letter G, then H, etc. The order of installation is shown below.

G 510142 Dash Harness Kit  
H 500987 Instrument Cluster Kit  
J 510143 Engine Kit  
L 510144 Front Light Kit  
M 510146 Rear Body Kit  
N 500708 Courtesy Light Kit

### STEP 3: RECONNECT YOUR BATTERY:

When you have completed the installation and are ready to reconnect the battery, make sure that the following electrical system grounds are in place:

- A. Battery is grounded to the ENGINE BLOCK.
- B. Battery is grounded to the frame.
- C. Engine block is grounded to the frame.
- D. Body is grounded to the frame.

### STEP 4: CHECK ALL ELECTRICAL FUNCTIONS:

Any non-functioning items should be checked for proper installation. Any problems with your wiring and electrical circuit functions should be addressed to American Autowire Systems, Inc. as soon as possible to avoid any warranty problems.

If you have any questions concerning this or any of our products, please feel free to call us at 1-800-482-WIRE.

We carry many accessories for your 1962-1967 Nova

OEM style non-stick harness tape  
p/n R0067108



Multi-crimp tool (20-14 gauge).  
p/n 500649



OEM style turn signal switch.  
03765110 (62)  
00898197 (63)  
00910821 (64-5)  
00387115(66 w/BPC)  
00911051 (66 Delco Guide)  
05698897 (67 C/S Delco)  
05698520 (67 Boyne Prod.)  
07800482 (67 F/S Delco)



Muncie 4 speed back up lamp switch.

p/n 01997929 (63)  
p/n 01993661 (64)  
p/n 01993307 (65 - 67)



OEM large terminal and double crimping tool (12-8 gauge).  
p/n 500523



OEM style wiper switch.

p/n 01993541 (62-4) 1 spd w/washer  
p/n 01993584 (62-4) 2 spd w/washer  
p/n 01993679 (65-6) 2 spd w/washer  
p/n 01993680 (65-6) 1 spd w/washer




Breakerless Ignition Module,  
GM V-8 POINT CONVERSION KIT  
p/n 38131



Factory assembly manuals.  
(It's what they used on the assembly line to build your Nova!)

p/n 36303 (1962)  
p/n 36304 (1963)  
p/n 36305 (1964)  
p/n 36306 (1965)  
p/n 36307 (1966)  
p/n 36308 (1967)



## American Autowire

American Autowire  
800-482-9473

## Classic Update Series

1962-1967 Nova

# 510141

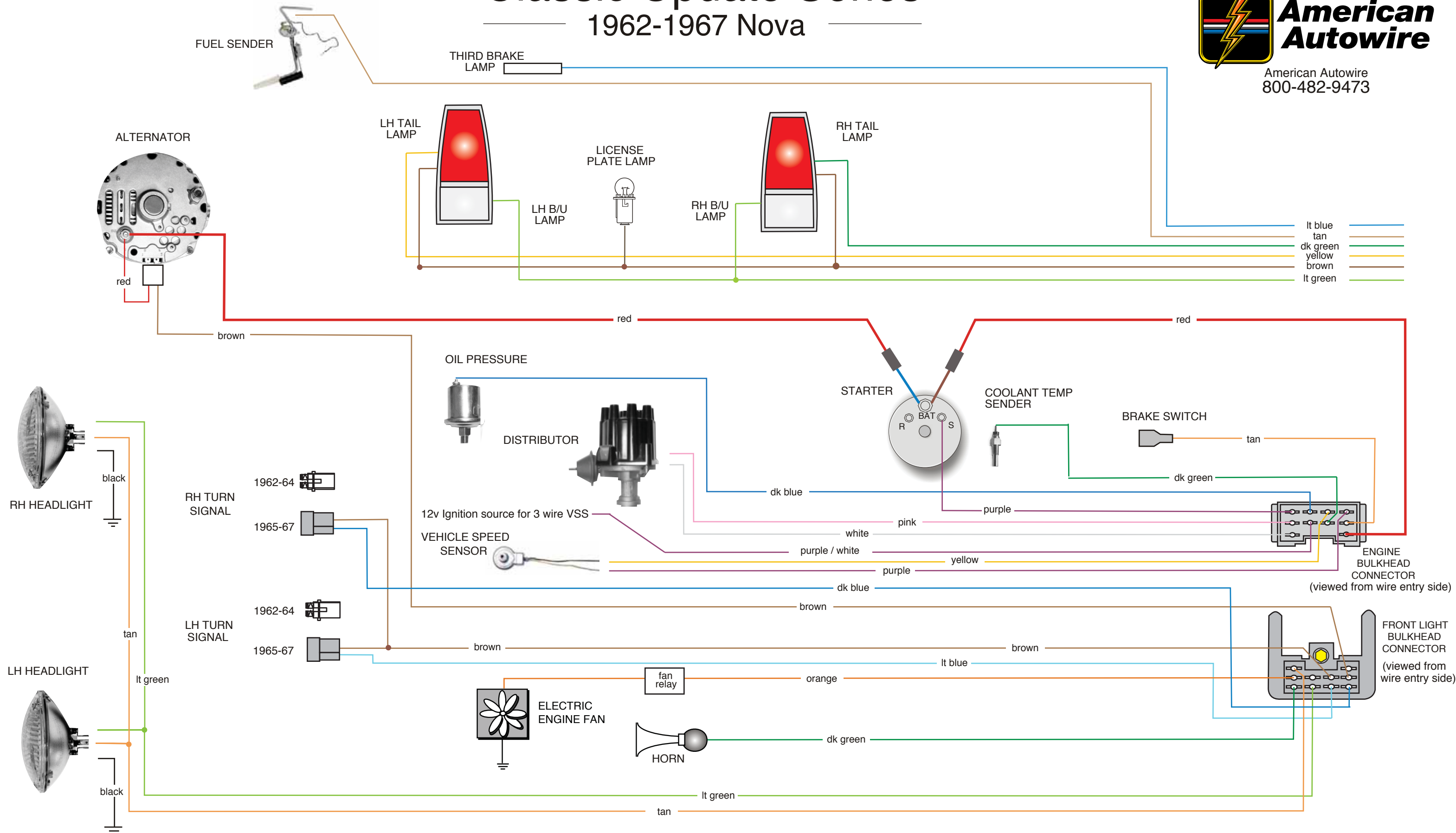
© COPYRIGHT 2004 American Autowire  
Used with express permission of American Autowire  
92969266 510141 instruction sheet rev. 0.0 12/15/2009

# Classic Update Series

1962-1967 Nova



American Autowire  
800-482-9473



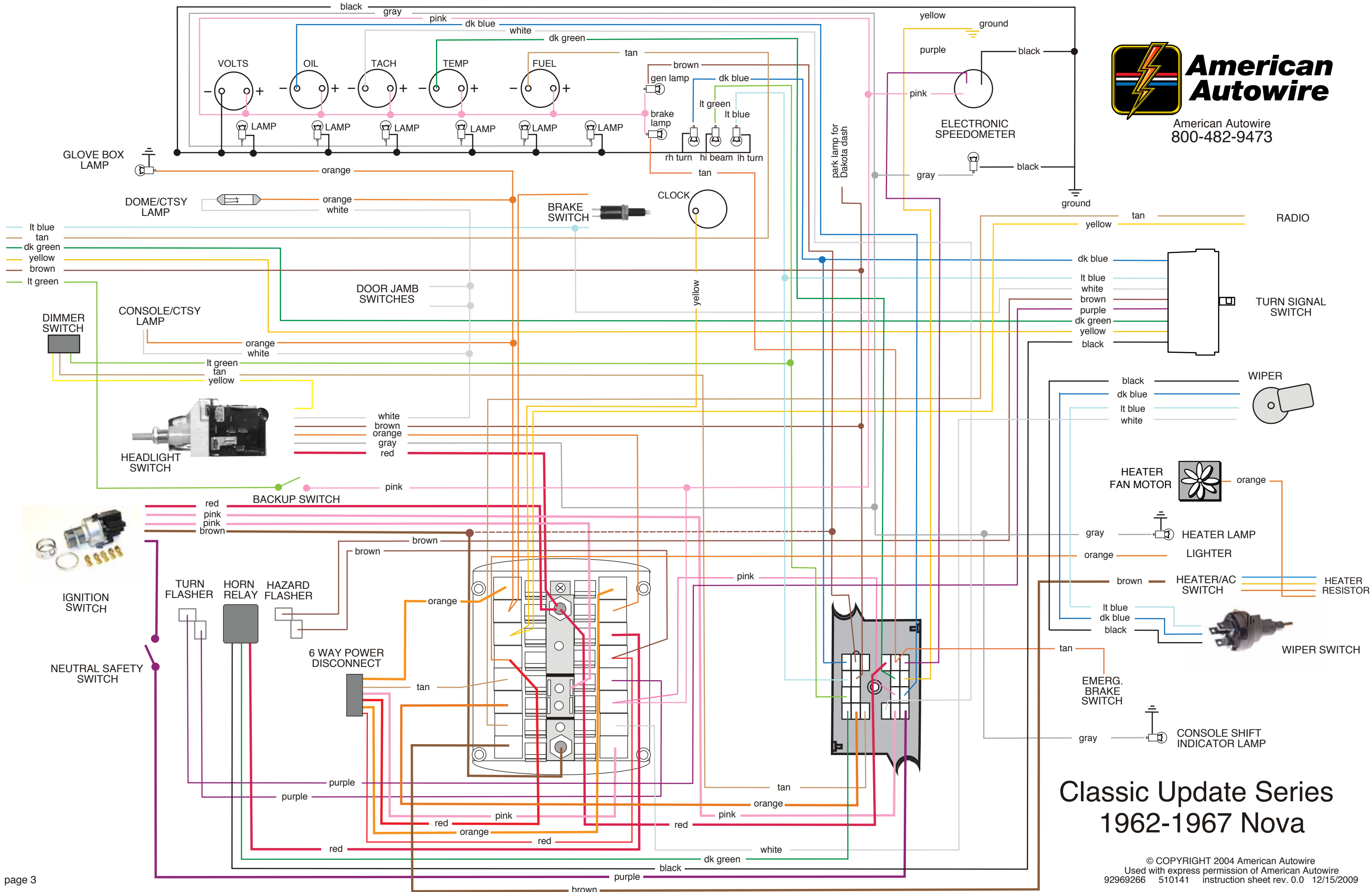
**NOTICE:** This schematic drawing is for reference only. Do not use the schematic to install this wiring kit! Use the instruction sheets included in each bag, which includes directions for proper terminations.

510141

© COPYRIGHT 2004 American Autowire  
Used with express permission of American Autowire  
92969266 510141 instruction sheet rev. 0.0 12/15/2009



American Autowire  
800-482-9473



# Classic Update Series 1962-1967 Nova

© COPYRIGHT 2004 American Autowire  
Used with express permission of American Autowire  
92969266 510141 instruction sheet rev. 0.0 12/15/2009

**THIS PAGE  
INTENTIONALLY  
LEFT BLANK**

**Classic Update Series  
1962-1967 Nova**

© COPYRIGHT 2004 American Autowire  
Used with express permission of American Autowire  
92969266 510141 instruction sheet rev. 0.0 12/15/2009