

In this kit you will find the following:

1. Two Main Firewall grommets G.
2. Misc. connectors and terminals to complete the Engine Compartment and Passenger Compartment connections.
3. Two wrap around clamps S, and two screws, nuts and washers U, to attach the clamps S up under the dash to hold the Main Dash Harness bundle in place.
4. Two Door Jamb Switches Y for the Interior Dome and Courtesy Lighting.

Use the parts on page 2 of this kit to complete the various connections in the Engine Compartment and the Passenger Compartment of the Dash/Main harness 510380 [Installation Instructions Sheet 92970392 (510379 kit) or 92970579 (510386 Kit)].

The 1960 to 1965 Ford Falcon and Mercury Comet had two rectangular holes in the upper left corner of the Firewall that allowed wiring to pass through from the Passenger Compartment to the Engine Compartment. You will use these same two rectangular holes, and install two round grommets G in these holes. The Left Hand Engine Compartment Wiring branch of the Main Dash Harness will pass through the lower grommet G, and the Right Hand Engine Compartment Wiring branch of the Main Dash Harness will pass through the upper grommet G.



**American
Autowire**

www.americanautowire.com 856-933-0801

PART #

510384

DESCRIPTION:

Parts Kit


1960-65 Ford Falcon
1960-65 Mercury Comet
Classic Update Series

92970575 Rev 2.0 8/17/2018


In the box below, you will find the legend for the misc. terminals, plastic connector bodies, and the main firewall grommets that will be used to complete your main power, forward lighting, engine, and alternator connections. They are itemized and referred to on this page just as they are on pages 10 and 11 of the Main instruction sets (92970392 or 92970579).



A  (.180 series male bullet terminal, 3 pcs.)

B  (smaller 56 series single female terminal, 20 pcs.)


C  (smaller 56 series double female terminal, 16 pcs.)


D  (large rubber sleeve, 8 pcs.)

E  (56 series single female conn. with lock wedge, 1 pc.)

G   (main firewall grommet, 2 pcs.)

J  (small rubber sleeve, 6 pcs.)


K  (small ring terminal for larger gauge wire, 3 pcs.)


M  (small ring terminal for smaller gauge wire, 4 pcs.)


N  (56 series single female conn. with notch, 4 pcs.)


P  (56 series single female HEI power conn., 1 pc.)


Q  (56 series single female HEI tach conn., 1 pc.)


S  ("J" style wrap around clamp, 2 pcs.)

T  (56 series 2-way female connector, 2 pcs.)


U  (1/4 screw, nut and washer, 2 pcs.)

V  (56 series 2-way male connector, 2 pcs.)

W  (56 series single male terminal, 6 pcs.)

X  (Female bullet terminal, 6 pcs.)

Y  (door jamb switch, 2 pcs.)

Z  (56 series 2-way female connector, 2 pcs.)