

## In this kit you will find the following:

1. Three Main Firewall grommets:
  - a. **F** – 1-1/4 inch OD (thick) for the 1 inch round hole with a 1/8 inch flange (1966 vehicles).
  - b. **G** – 1-3/4 inch OD (thick) for the 1-1/2 inch round hole with a 1/8 inch flange (1967 vehicles).
  - c. **R** – 1-1/4 inch OD (thin) for the 1-1/4 inch x 3/4 inch rectangular hole (all vehicles).
2. Misc. connectors and terminals to complete the Engine Compartment and Passenger Compartment connections.
3. Two wrap around clamps **S**, to hold the Main Dash Harness bundle in place.
4. Two Door Jamb Switches **Y**, for the Interior Lighting.

Use these parts to complete the connections from the Main Dash harness 510392 (Installation Instructions Sheet 92970603) to the various components in the Engine Compartment and the Passenger Compartment.

The 1966 to 1967 Ford Fairlane and Mercury Comet had one rectangular hole and one round hole in the upper left corner of the Firewall that allowed wiring to pass through from the Passenger Compartment to the Engine Compartment. You will use these same two holes, and install grommet **F** or **G** in the round hole and grommet **R** in the rectangular hole. The Left Hand Engine Compartment Wiring branch of the Main Dash Harness will pass through grommet **R**, and the Right Hand Engine Compartment Wiring branch of the Main Dash Harness will pass through either grommet **F** or **G**.



**American  
Autowire**

www.americanautowire.com 856-933-0801

PART #

**510396**



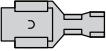

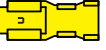















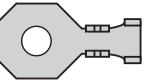



DESCRIPTION:

Parts Kit

1966-67 Ford Fairlane  
1966-67 Mercury Comet  
Classic Update Series

92970623 Rev 1.0 5/5/2014

**In the box below, you will find the legend for the misc. terminals, plastic connector bodies, and the main firewall grommets, that will be used to complete your main power, forward lighting, engine, and alternator connections. They are itemized and referred to on this page, just as they are on pages 12 and 13 of the Main instruction set (92970603).**

- |   |   |   |   |   |  |
|---|---|---|---|---|--|
| A |    | (male bullet, large, 6 pcs.)                                | P |    | (56 series single female HEI power conn., 1 pc.)                 |
| B |    | (smaller 56 series single female terminal, 21 pcs.)         | Q |    | (56 series single female HEI tach conn., 1 pc.)                  |
| C |    | (smaller 56 series double female terminal, 14 pcs.)         | R |    | (large main firewall grommet, thin; for rectangular hole, 1 pc.) |
| D |    | (large rubber sleeve, 10 pcs.)                              | S |    | ("J" style wrap around clamp, 2 pcs.)                            |
| E |    | (56 series single female conn. with lock wedge, 2 pcs.)     | T |    | (56 series 2-way female connector, 2 pcs.)                       |
| F |    | (firewall grommet, thick, 1 pc.; goes in 1" round hole)     | U |    | (58 series single female connector, 2 pcs.)                      |
| G |   | (firewall grommet, thick, 1 pc.; goes in 1 1/2" round hole) | V |   | (56 series 2-way male connector, 2 pcs.)                         |
| H |  | (male bullet, small, 3 pcs.)                                | W |  | (56 series single male terminal, 5 pcs.)                         |
| J |  | (small rubber sleeve, 5 pcs.)                               | X |  | (Female bullet terminal, 3 pcs.)                                 |
| K |  | (small ring terminal for larger gauge wire, 3 pcs.)         | Y |  | (door jamb switch, 2 pcs.)                                       |
| L |  | (large ring terminal, 2 pcs.)                               | Z |  | (56 series 2-way female connector, 2 pcs.)                       |
| M |  | (small ring terminal for smaller gauge wire, 3 pcs.)        |   |   |  |
| N |  | (56 series single female conn. with notch, 5 pcs.)          |   |   |  |